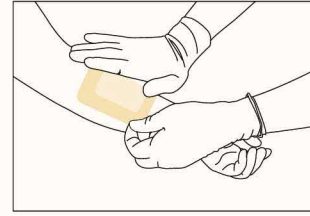


1 Cleanse or gently flush the wound with normal saline solution or an appropriate wound cleanser.



2 Apply LUOFUCON® Silver Wound Gel on to the wound bed (approximately 0.2 inches thick).



3 Cover the gel with a sterile gauze or other appropriate moisture retentive secondary dressing.

*Ensure that the gel does not cover healthy skin.

** For more detailed information, please refer to the product manual.



Type	REF Code	Weight
Rx	SW250-R	0.9oz / 25g
	SW425-R	1.5oz / 42.5g
	SW850-R	3oz / 85g
OTC	SW250-T	0.9oz / 25g
	SW425-T	1.5oz / 42.5g
	SW850-T	3oz / 85g

Remark: Special specifications according to the order of the contract.

FORYOU MEDICAL
HUIZHOU FORYOU MEDICAL DEVICES CO., LTD

ADD: North Shangxia Rd. Dongjiang Hi-tech Industry Park, 516005, Huizhou, PEOPLE'S REPUBLIC OF CHINA
 TEL: +86-752-5302185 FAX: +86-752-5302020 E-MAIL: medical2@foryougroup.com
 WEB: en.foryoumedical.com

LUOFUCON®

Silver Wound Gel



Ver. A1 Update 20220526

FORYOU MEDICAL
 for you, for us, for life

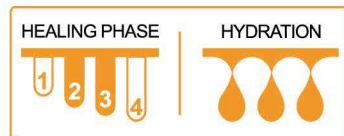
All the pictures, forms and data in this leaflet are all derived from FORYOU MEDICAL and third party organizations.



LUOFUCON[®] Silver Wound Gel



Water-based hydrogel formula provides moist wound healing environment while allowing for excellent antimicrobial effect.



- Black Wound
- Red Wound
- Yellow Wound
- D**: Debridment
- I**: Infection Control
- M**: Moisture Balance

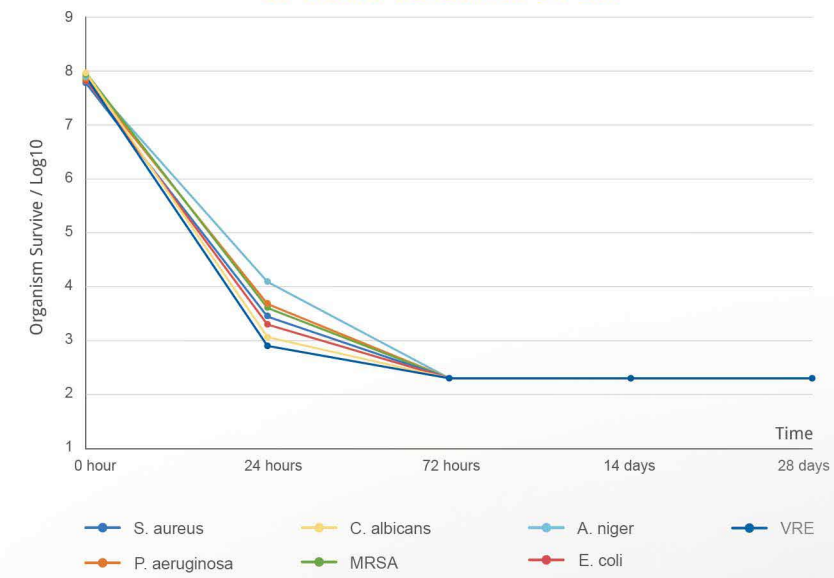
LUOFUCON[®] Silver Wound Gel is a sterile, water-based amorphous hydrogel composed of hydrophilic polymer and silver compound. The gel helps to maintain a moist wound environment, while the silver compound acts as a preservative to inhibit the growth of microorganisms in the gel during usage.



How does Silver Wound Gel work?

- Contains 90% water for creating the optimal moist wound healing environment.
- Broad spectrum antimicrobial protection has been shown to maintain a high level of antimicrobial effectiveness up to 3 days.
- It is easy to apply and remains in wound bed, and conforms to any wound surface due to its amorphous status.
- Allow for clinical observation of the wound bed status anytime due to crystal clear form.
- Non-cytotoxic, safe and effective, which can promote autolytic debridement and soften the slough of necrotic tissue.

In-vitro Preservative Test



Broad Spectrum Antimicrobial Protection

In-vitro preservative test of LUOFUCON[®] Silver Wound Gel was conducted according to USP <51> Antimicrobial Effectiveness Testing and it showed more than 4 log reduction of high inoculated level of tested microorganisms within 24 hours. And LUOFUCON[®] Silver Wound Gel keeps inhibiting microorganisms' growth for 28 days.

Rx Indications

LUOFUCON[®] Silver Wound Gel is under the medical supervision of a health-care professional for the management of 1st and 2nd degree burns, wounds such as stasis ulcers, pressure ulcers, diabetic ulcers, lacerations, abrasions, skin tears, surgical incision sites, device insertion site wounds, graft sites, and donor sites.

OTC Indications

LUOFUCON[®] Silver Antimicrobial Wound Gel is indicated for the topical management of minor abrasions, minor cuts, minor lacerations and minor burns.

Contraindications

LUOFUCON[®] Silver Wound Gel should not be used on individuals who are sensitive to silver or who have had an allergic reaction to the gel or its components.

